

ADDITIONAL EXAMPLES

- More real examples of mis alignment
- Mismanagement
- Poor data literacy
- Lack of reflection

1

EXAMPLE #3 (from IEP) 7th grader

- Area of Need: Mathematics
- Start Date 2/28/2014
- Projected Achievement Date 2/26/2015
- Measurable Goal: Derek will increase his math concepts and applications skills by being able to score 13 points correctly on an 8-minute timed probe, placing him in the 25th percentile with 80% accuracy at a 6th grade level by 2/26/15.
- Unit of Measurement: Accuracy of math concepts and applications
- Baseline Data Point: Derek has scored 10 points correctly on a 6th grade AIMSweb 8-minute probe with 50% accuracy.
- Evaluation Method: Monitor and Chart Progress

2

Example #3 (from AIMSweb)

- Goal Statement
- In 37.3 weeks, Derek will achieve 22 Points from grade 6 Mathematics Concepts and Applications . The rate of improvement should be 0.32 Points per week. The current average rate of improvement is -0.15 Points per week.

date	9/3	11/07	11/21	12/09
score	10	7	8	8

- Goal/Trend ROI 0.32/- 0.15

3

Issues? Differences

- Goals do not match for targets
- IEP goal targets 25th percentile
- AIMSweb goal Targets 62nd percentile
- What exactly is the instruction targeting?

4

Example 3 Evaluation

- Assuming the goal targets are correct what questions are raised by this goal?

5

Example #4 7th Grade student

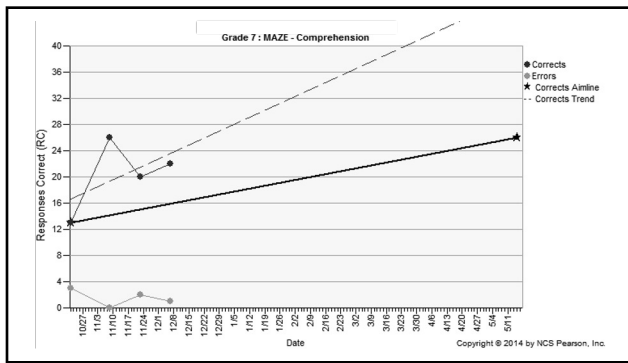
- Area of Need: Reading
- Start Date: 10/27/2014
- Projected Achievement Date: 10/26/2015
- Measurable Goal: By the end of the IEP year, when given a 7th grade comprehension passage and a 3-minute time limit, Kaelley will achieve 31 correct responses.
- Objectives
 - When given a 7th grade comprehension passage and a 3-minute time limit, Kaelley will achieve 22 correct responses.
 - When given a 7th grade comprehension passage and a 3-minute time limit, Kaelley will achieve 25 correct responses.
 - When given a 7th grade comprehension passage and a 3-minute time limit, Kaelley will achieve 28 correct responses.
- Unit of Measurement: number of correct responses
- Baseline Data Point: 19 correct responses on a timed 7th grade level comprehension assessment
- Evaluation Method: Focused Assessment

6

Example 4 (AIMSweb goal)

- Goal Statement
 - In 29.4 weeks, Keeley will achieve 26 Responses Correct with 0 Errors from grade 7 MAZE - Comprehension. The rate of improvement should be 0.45 Responses Correct per week. The current average rate of improvement is 1.06 Responses Correct per week.
- | Date | 10/21 | 11/07 | 11/21 | 12/05 |
|------------------|------------|-------|-------|-------|
| • Corrects | 13 | 26 | 20 | 22 |
| • Errors | 3 | 0 | 2 | 1 |
| • Goal/Trend ROI | 0.45/ 1.06 | | | |

7



8

Example 4 examination

- current baseline is already at the 30th percentile
- target for this goal is at the 77th percentile (if you target IEP year-October to October)
- IEP goal and AIMSweb Goals are not aligned
- data indicates extreme response to intervention...programatic changes?

9

Goal #5 (7th grade student)

- Area of Need: Reading
- Start Date 1/15/2014
- Projected Achievement Date 1/13/2015
- Measurable Goal: By January 13th 2015, when given a 4th grade oral reading fluency passage, Tanner will read 128 correct words per minute (40th percentile) in 3 out of 3 opportunities, while working towards the 6th grade level. **(ACTUAL TARGET IS 53RD PERCENTILE ON 4TH GRADE WINTER BM) — GOAL IS DESIGNED TO KEEP STUDENT FLAT IN PERFORMANCE**
- Unit of Measurement: correct words read per minute on a reading fluency probe
- Baseline Data Point: 112 correct words per minute 55th percentile **(FROM FALL BM)**
- Evaluation Method: Monitor and Chart Progress

10

Corresponding AIMSweb goal

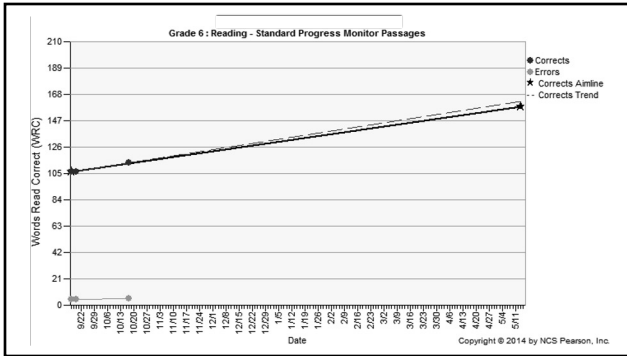
- Goal Statement
 - In 34.3 weeks, Tanner will achieve 158 Words Read Correct with 0 Errors from grade 6 Reading - Standard Progress Monitor Passages. The rate of improvement should be 1.53 Words Read Correct per week. The current average rate of improvement is 1.69 Words Read Correct per week. **(TARGET IS 53RD PERCENTILE AT 6TH GRADE SKILLS)**
- | | | | |
|------------------|------------|-------|-------|
| • Date | 09/16 | 09/18 | 10/16 |
| • Corrects | 106 | 106 | 113 |
| • Errors | 4 | 4 | 5 |
| • Goal/Trend ROI | 1.53/ 1.69 | | |

11

GOALS EXAMINED

- GOALS DO NOT ALIGN
- HUGE DISCREPANCY IN MEASURED SKILLS
- PM DONE ONLY 2 DAYS APART
- IF CAN ACHIEVE AT 6TH GRADE... WHY 4TH GRADE GOALS?

12



13

Example 5 goal 2

- Area of Need: Reading
- Start Date 1/15/2014
- Projected Achievement Date 1/13/2015
- Measurable Goal: By January 13, 2105, Tanner will earn a score of 24 (40th percentile) on a 5th grade reading comprehension probe, in 3 out of 3 opportunities, while working towards the 6th grade proficiency level. **(GOAL IS ACTUALLY TARGETED TO 58TH PERCENTILE WINTER BM)**
- Unit of Measurement: correct score on a reading comprehension probe
- Baseline Data Point: 16 correct 40th percentile
- Evaluation Method: Monitor and Chart Progress

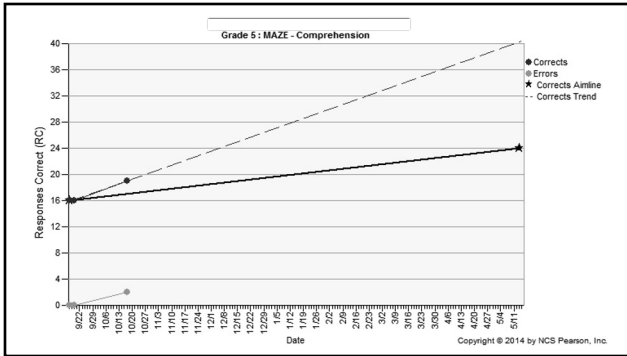
14

Example 5 AIMSweb goal MAZE

- n 34.3 weeks, Tanner will achieve 24 Responses Correct with 0 Errors from grade 5 MAZE - Comprehension. The rate of improvement should be 0.24 Responses Correct per week. The current average rate of improvement is 0.72 Responses Correct per week.

Date	09/16	09/18	10/16
• Corrects	16	16	19
• Errors	0	0	2
• Goal/Trend ROI	0.24/ 0.72		

15



16

GOALS MATCH

- The goals match, however student is able to achieve at the 40th percentile on 5th grade scores (now 7th grader)...why off grade level benchmark? Data presented to parents does not articulate gap closure to grade level skills)

17

IEP services statement

- Tanner will receive 275 minutes a week of core instruction (study skills) outside of the general classroom. This service will be provided by a special education teacher and/or a paraprofessional under the supervision of a special education teacher. These services will be provided in accordance with Windsor School District's calendar, school and classroom schedule and activities. Services will not be made up if Taylor is absent.
- STUDENT IS SLD FOR READING SKILLS, HOWEVER NO IEP DOES NOT INDICATE INSTRUCTION IN READING IS HAPPENING

18

Example 5 current performance

- 7th Language Arts
- Grade Snapshot
 - quarter 1=D
 - quarter 2 = F
